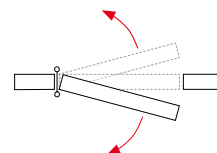


DA ALUM

DA 120 / DA E 120 / DA 180 / DA E 180 / DA A 180

Cerniere per porte a vento, preparate per un elevato traffico. Due modelli in base alla misurazione (120 o 180 mm). Disponibili in tre diverse larghezze, 30 mm, 40 mm e 50 mm (solo DA 180), garantiscono una soluzione a qualsiasi esigenza.



Materiali esterni

- bandella: alluminio anodizzato
- tappo regolazione: zamac
- rondelle: poliammide

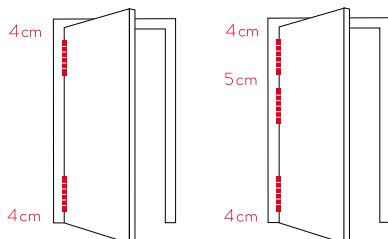
Materiali interni

- asse all'interno: acciaio inox AISI 304
- molla interna: set lamiera d'acciaio (180) o acciaio al carbonio (120) con grasso protettore

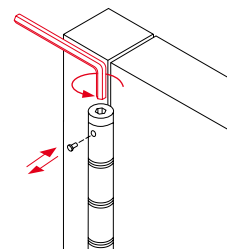
Funzionamento

- applicazione: adatto per porte interne/esterno
- ritorno automatico: sì
- regolatore di potenza: sì
- apertura massima: 180°
- cicli: più di 500.000

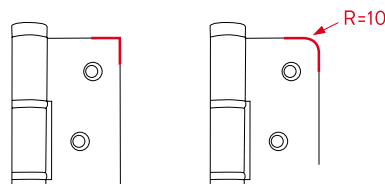
Corretta installazione 2 e 3 cerniere



Tensione



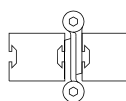
3 punti di tensione



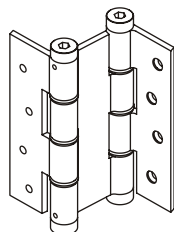
bordo dritto

bordo rotondo

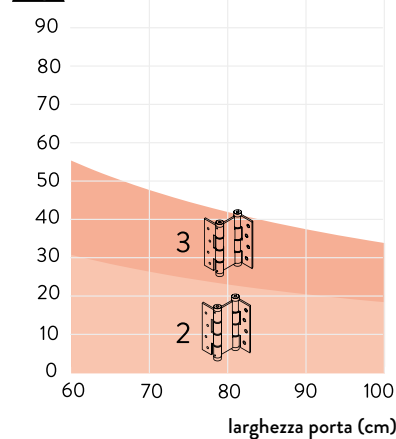
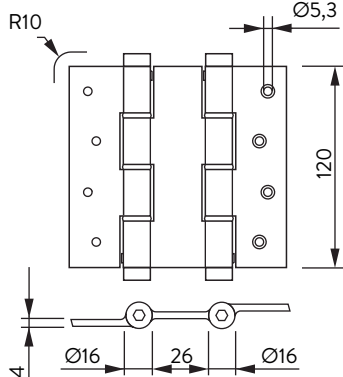
DA E 120



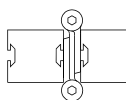
profilo massimo
30 mm



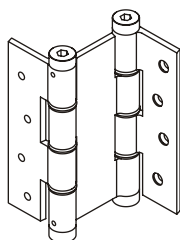
120



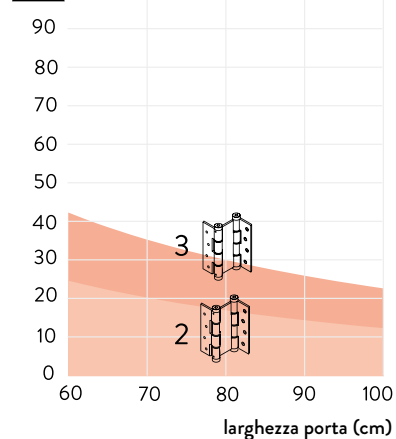
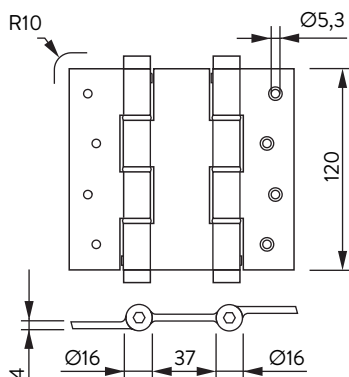
DA 120



profilo massimo
40 mm

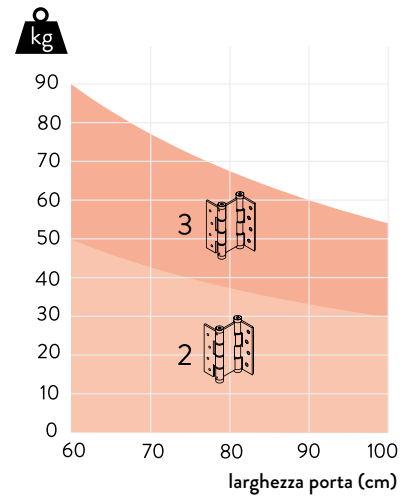
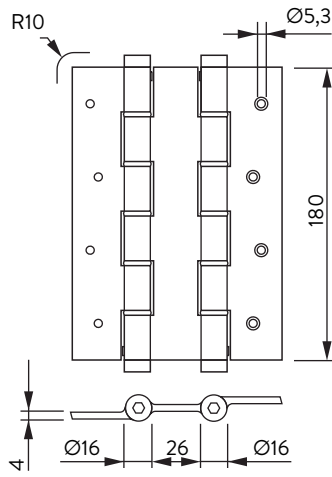
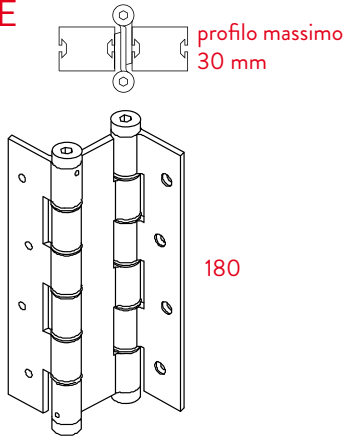


120

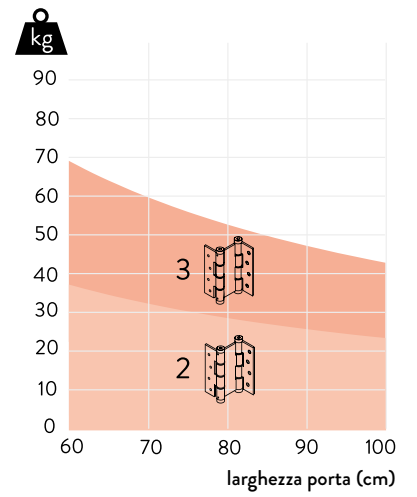
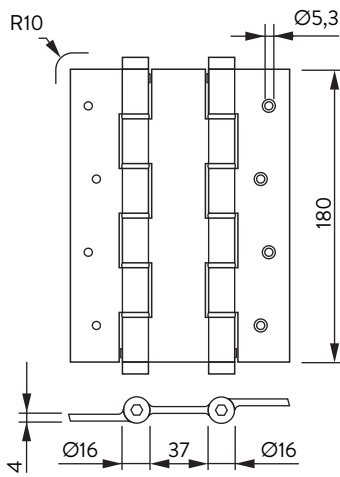
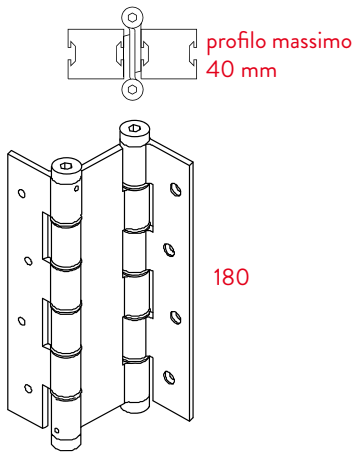


DA doppia azione

DA E
180



DA
180



DA A
180

